


# 1/4" - FJT Series





(Interchange with DME, Jiffy-Tite, Jiffy-Matic, Parker Moldmate)


Pneumatic QD  
Hydraulic QD  
Blow Guns & Accessories  
Fittings & Accessories  
Hoses & Fittings  
Technical Data  
Indexes


## FJT 1/4" Series Straight Thru Sockets - Foster


<b>Straight Hose Stem</b>		Part No.	I.D.	Description
		FS204	1/4"	Brass
		BLFS204		Ball Lock, Brass
		FS205	5/16"	Brass
		BLFS205		Ball Lock, Brass
		FS206	3/8"	Brass
		BLFS206		Ball Lock, Brass
Requires Hose Clamp (See page 200 for typical hose clamps)				

<b>Straight Push-On Hose Stem</b>		Part No.	I.D.	Description
		FS204P	1/4"	Brass
		FS206P	3/8"	Brass
Hose clamps not required when used with "Push On" hose. See page 369.				

<b>90° Hose Stem</b>		Part No.	I.D.	Description
		FS214	1/4"	Brass
		BLFS214		Ball Lock, Brass
		FS215	5/16"	Brass
		BLFS215		Ball Lock, Brass
		FS216	3/8"	Brass
		BLFS216		Ball Lock, Brass
Requires Hose Clamp (See page 200 for typical hose clamps)				

<b>90° Push-On Hose Stem</b>		Part No.	I.D.	Description
		FS214P	1/4"	Brass
		BLFS214P		Ball Lock, Brass
		FS216P	3/8"	Brass
		BLFS216P		Ball Lock, Brass
Hose clamps not required when used with "Push On" hose. See page 369.				

<b>45° Hose Stem</b>		Part No.	I.D.	Description
		FS224	1/4"	Brass
		BLFS224		Ball Lock, Brass
		FS225	5/16"	Brass
		BLFS225		Ball Lock, Brass
		FS226	3/8"	Brass
		BLFS226		Ball Lock, Brass
Requires Hose Clamp (See page 200 for typical hose clamps)				

<b>45° Push-On Hose Stem</b>		Part No.	I.D.	Description
		FS224P	1/4"	Brass
		BLFS224P		Ball Lock, Brass
		FS226P	3/8"	Brass
		BLFS226P		Ball Lock, Brass
Hose clamps not required when used with "Push On" hose. See page 369.				

<b>Socket w/o Stem</b>		Part No.	FPT	Description
		FS200	1/8"	Brass
		BLFS200		Ball Lock, Brass